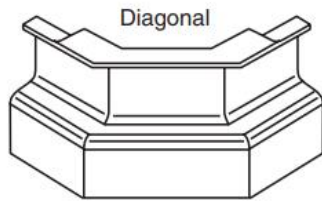


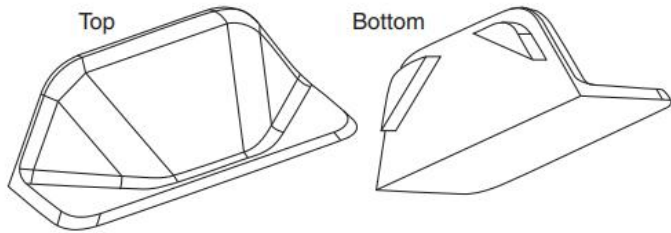
Corner Caps & Corner Radius



Diagonal

CORNER CAP

Stoughton Number
WAB-04300002

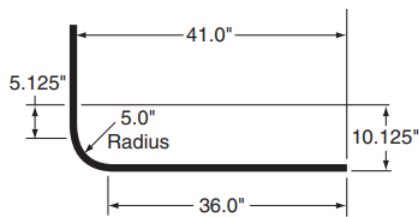


Top

Bottom

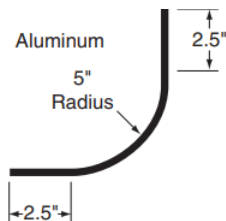
END CAP

Stoughton Number
WAB-04300004



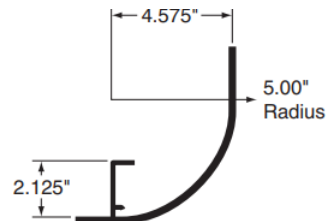
CORNER PANEL 110" PVC COATED, PPW

Stoughton Number
WAB-01107082



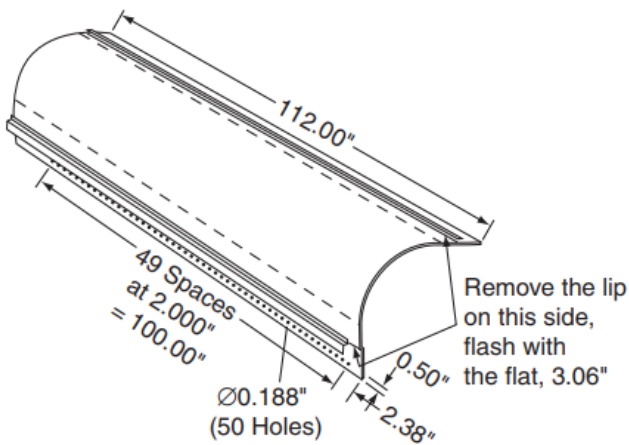
CORNER PANEL

Stoughton Number
WAB-E1761098



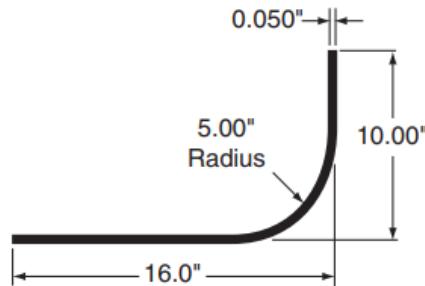
CORNER PANEL 120"ALUM

Stoughton Number
WAB-E6141200



Stoughton Number
WABE9301200

UNPUNCHED



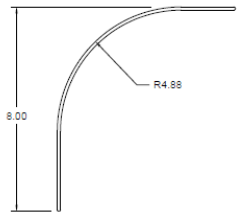
CORNER PANEL

Stoughton Number
WAB-040026341202

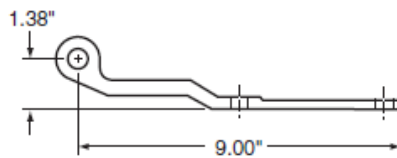
WAB-E9261200
CORNER RADIUS, ALUM. 120IN

Stoughton Number
WAB-A100180

ALUM TIE DISC

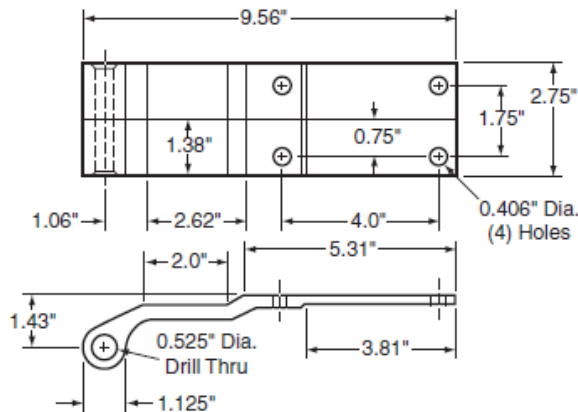


Hinges, J-Molding, Roof Bows



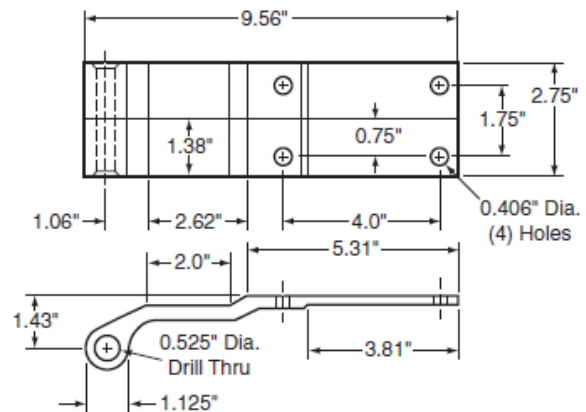
2.75" HINGE, 4-HOLE, OFFSET, ALUM

Stoughton Number
WAB-06300291



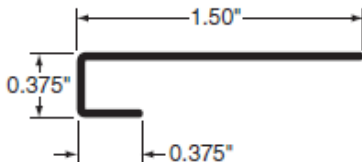
2.75" HINGE, 4-HOLE, ALUM

Stoughton Number
WAB-21100291



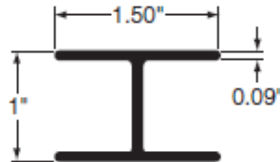
HINGE, 4-HOLE, ALUM

Stoughton Number
WAB-21101272



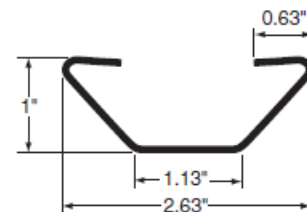
J-MOLDING, EXTRU ALUM, 120"

Stoughton Number
WAB-E0821200



ROOF BOW, CAMBERED, 99"

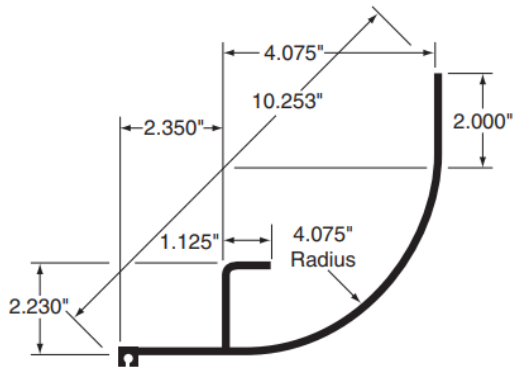
Stoughton Number
WAB-07200043



ROOF BOW, ANTI-SNAG, STEEL, 99"

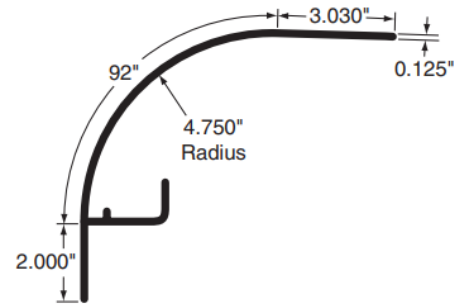
Stoughton Number
WAB-07200028

Corner Posts



5" CORNER POST, EXTRU, 118" L, ALUM

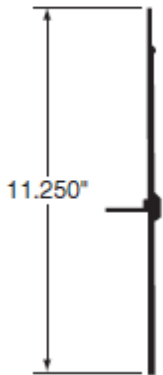
Stoughton Number
WAB-E0081200



CORNER POST

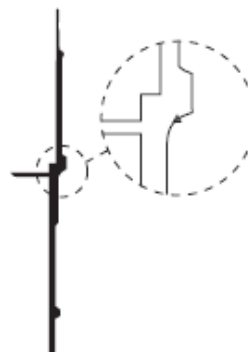
Stoughton Number
WAB-E8351200

Lower Rails



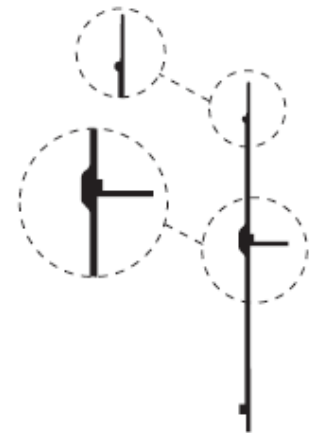
LOWER RAIL, REEFER

Stoughton Number
WAB-E0366260



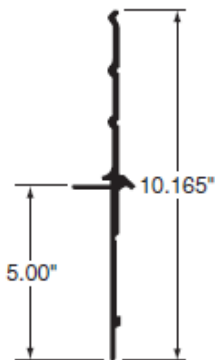
LOWER RAIL, 626"

Stoughton Number
WAB-E3836260



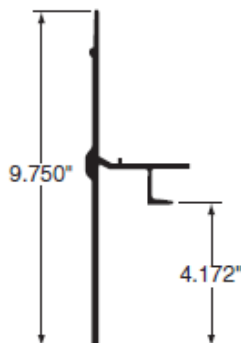
LOWER RAIL, 626"

Stoughton Number
WAB-E7026260



DURAPLATE LOWER RAIL, 626"

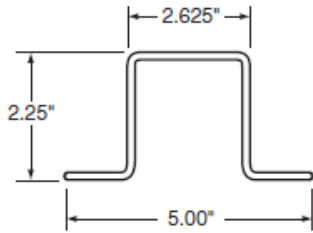
Stoughton Number
WAB-E7326260



BOTTOM RAIL, SHEET AND POST

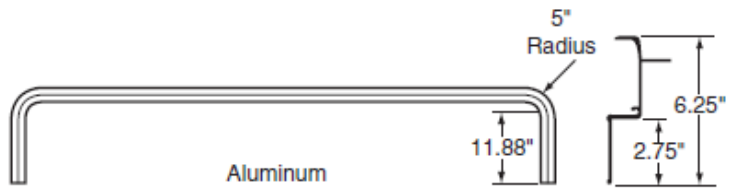
Stoughton Number
WAB-E8116260

Nose Posts, Nose Rails & Trailer Headers



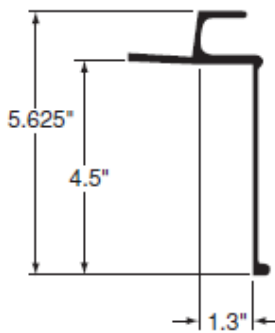
NOSE POST, STEEL, UNPUNCHED

Stoughton Number
WAB-04S00020



5" NOSE RAIL, ALUM, 102"

Stoughton Number
WAB-04A00211

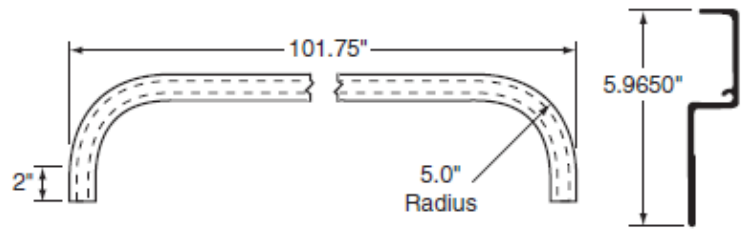


NOSE RAIL, WABASH STYLE, ALUM

Stoughton Number
WAB-04A00218

5" NOSE RAIL, R-PLATE, 102"

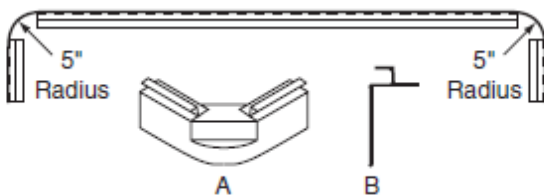
Stoughton Number
WAB-04A01826



NOSE RAIL, ALUM

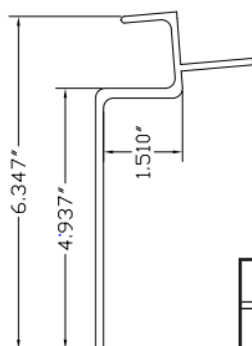
Stoughton Number
WAB-04A00800

Same As WAB-04A02474



5" TRAILER HEADER, PLATE, 102"

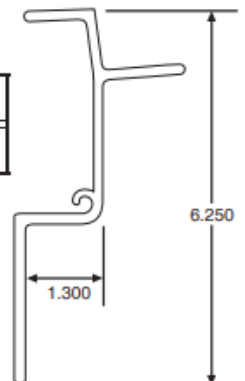
Stoughton Number
WAB-04000595



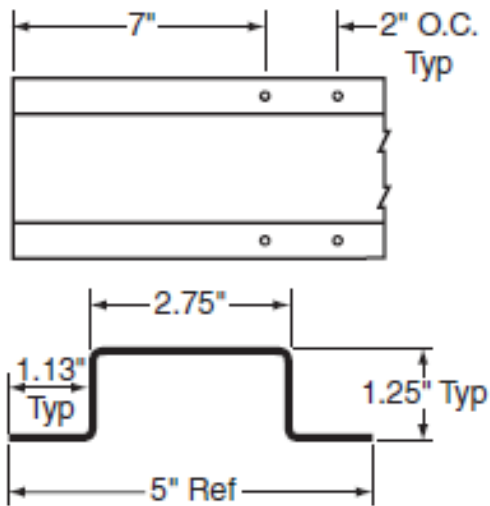
NOSE RAIL, ALUM, UNPUNCHED, 102in

Stoughton Number
WAB-04A02675

NOSE RAIL, 102in
Stoughton Number
WAB-04A00005

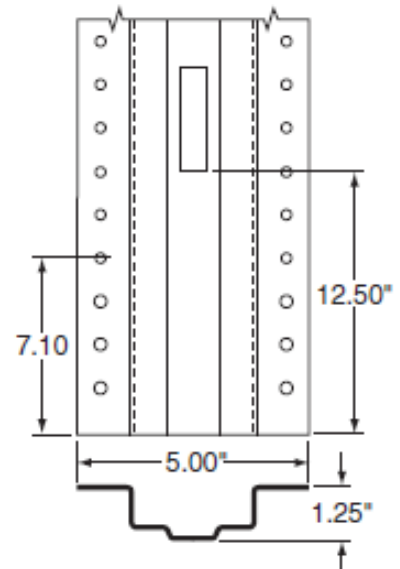


Side Panels & Side Posts



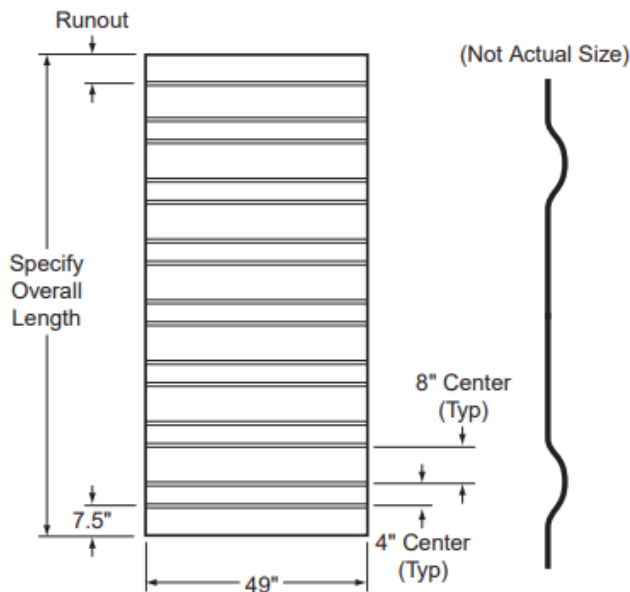
5" SIDE POST, 16 GA, GALV, 112"

Stoughton Number
WAB-01200069



SIDE POST, LOGISTIC, STEEL, 111-7/8"

Stoughton Number
WAB-01200464

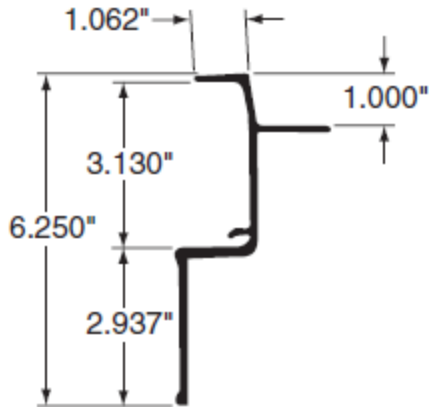


SIDE PANEL, CORR, WHT, ALUM

Stoughton Number
WAB-01 C 00059

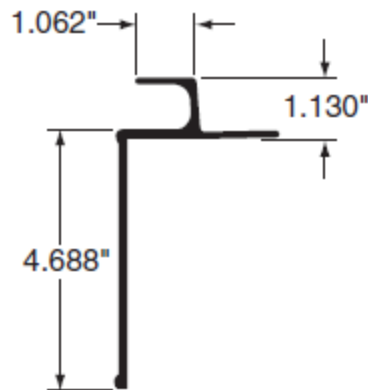
Item	Description
WAB-PNL1-16	COMPOSITE PANEL PPW 0.331"×49"×115.13"
WAB-PNL1-10	COMPOSITE PANEL PPW 0.331"×49"×112¾"
WAB-01A01852	LOGISTIC POST OUTER COVER, 2.94X116"
WAB-01S00636	LOGISTIC POST, INNER

Upper Rails



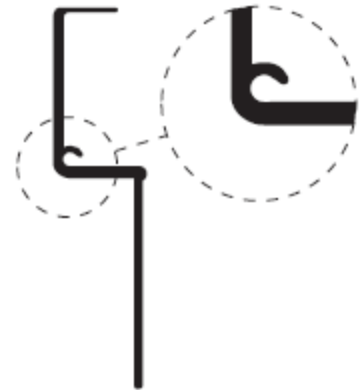
UPPER RAIL, UNIV, 52'

Stoughton Number
WAB-E0016260



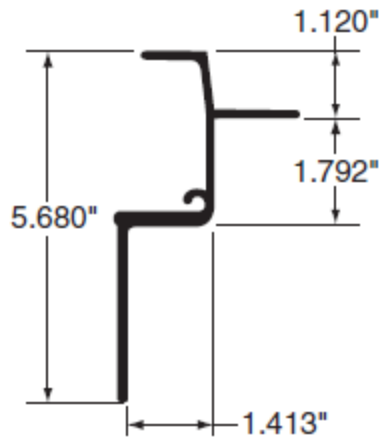
UPPER RAIL, 52'

Stoughton Number
WAB-E0076260



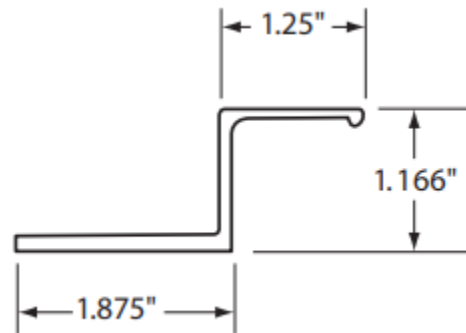
UPPER RAIL, 626"

Stoughton Number
WAB-E3226260



TOP RAIL

Stoughton Number
WAB-E8216260



UPPER RAIL, 626in

Stoughton Number
WAB-E3216260